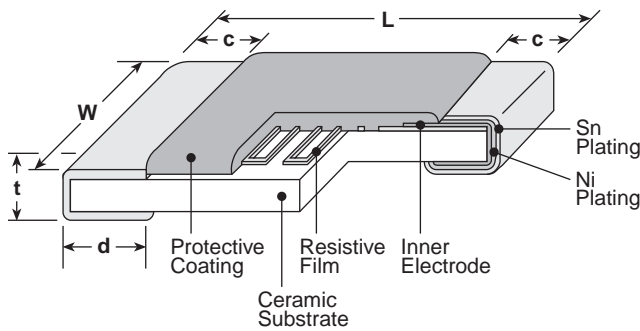




features

- Anti-leaching nickel barrier terminations
- Twenty-five specifiable temperature characteristics
- SMD thin film resistor with thermo-perceptivity
- Products with lead-free terminations meet EU RoHS and China RoHS requirements

dimensions and construction



Type (Inch Size Code)	Dimensions inches (mm)				
	L	W	c	d	t
2A (0805)	.079±.008 (2.0±0.2)	.049±.008 (1.25±0.2)	.016±.008 (0.4±0.2)	.012 ^{+0.008} _{-.004} (0.3 ^{+0.2} _{-0.1})	.02±.004 (0.5±0.1)
2B (1206)	.126±.008 (3.2±0.2)	.063±.008 (1.6±0.2)	.02±.008 (0.5±0.3)	.016 ^{+0.008} _{-.004} (0.4 ^{+0.2} _{-0.1})	.024±.004 (0.6±0.1)

ordering information

LT73	2B	T	TD	101	J	1000
Type	Size Code 2A: 0805 2B: 1206	Termination Material T: Sn	Packaging TD: 7" paper taping (5,000 pieces/reel) TE: 7" embossed plastic (4,000 pieces/reel)	Resistance Value 2 significant figures + 1 multiplier	Tolerance G: ±2% J: ±5%	T.C.R.

applications and ratings

Part Designation	Power Rating	Maximum Working Voltage	Maximum Overload Voltage	Thermal Time Constant	Thermal Dissipation Constant	Rated Ambient Temperature	Operating Temperature Range
LT732A	0.1W	50V	100V	1.0s	1.37mW/°C	+70°C	-40°C to +125°C
LT322B	0.125W	75V	150V	1.5s	1.47mW/°C		

Thermal time constant and dissipation constant are reference values, which are values of elements and vary with connecting or fixing methods.

For further information on packaging, please refer to Appendix A.

Specifications given herein may be changed at any time without prior notice. Please confirm technical specifications before you order and/or use.

10/26/21

applications and ratings

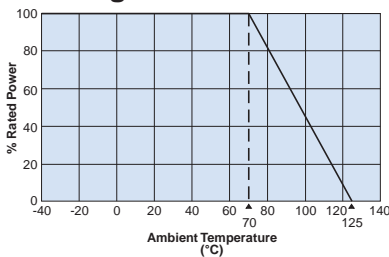
T.C.R. (x10 ⁻⁶ /K)	T.C.R. Tolerance	Resistance Range E-24		Resistance Tolerance
		LT732A	LT732B	
150, 250, 350, 450, 500	±100x10 ⁻⁶ /K	2kΩ - 24kΩ	2kΩ - 51kΩ	G: ±2%
600, 700, 800, 900	±150x10 ⁻⁶ /K	1kΩ - 20kΩ	1kΩ - 43kΩ	J: ±5%
1000, 1200, 1400	±15%	1kΩ - 13kΩ	1kΩ - 27kΩ	
1600, 1800		510Ω - 4.7kΩ	1kΩ - 20kΩ	
2000, 2200, 2400	±10%	510Ω - 4.7kΩ	510Ω - 9.1kΩ	
2600, 2800, 3000		510Ω - 3kΩ	510Ω - 6.2kΩ	
3300, 3600, 3900		510Ω - 3kΩ	510Ω - 6.2kΩ	
4200		100Ω - 1kΩ	100Ω - 2kΩ	
4500		51Ω - 510Ω	51Ω - 510Ω	

T.C.R. Measuring Temperature: +25°C ~ +75°C

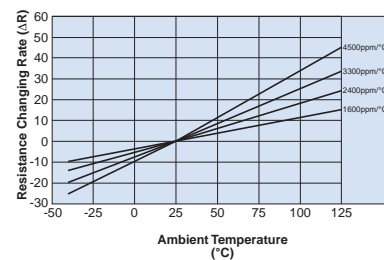
Rated voltage = $\sqrt{\text{Power Rating} \times \text{Resistance value}}$ or Max. working voltage, whichever is lower.

environmental applications

Derating Curve



Examples of Temperature Characteristics of Resistance



Approximate Expression for Resistance-Temperature Characteristics

Values are not guaranteed but typical.

$R_T = R_{25} (C_0 + C_1 T + C_2 T^2)$ R_T : T°C R_T : Resistance value at T°C
 R_{25} : 25°C R_{25} : Resistance value at 25°C
 T : (°C) T : Ambient temperature (°C)
 C_0, C_1, C_2 : C_0, C_1, C_2 : Constants

T.C.R. (x10 ⁻⁶ /K)	C ₀	C ₁	C ₂
3000	0.9288	0.0028	1.9983 x 10 ⁻⁶
3300	0.9232	0.0030	2.9980 x 10 ⁻⁶
3600	0.9175	0.0032	4.0000 x 10 ⁻⁶
3900	0.9099	0.0035	4.0064 x 10 ⁻⁶
4200	0.9026	0.0038	3.9964 x 10 ⁻⁶
4500	0.8948	0.0041	4.0064 x 10 ⁻⁶

Performance Characteristics

Parameter	Requirement ΔR ±(% + 0.05Ω)		Test Method
	Limit	Typical	
Resistance	Within specified tolerance	—	25°C
T.C.R.	Within specified T.C.R.	—	+25°C/+75°C
Overload (Short time)	±1.0%	±0.23%	Rated voltage x 2.5 or maximum overload volume for 5 seconds, whichever is lower
Resistance to Solder Heat	±1.0%	±0.1%	260°C ± 5°C, 10 seconds ± 1 second
Rapid Change of Temperature	±1.0%	±0.1%	-40°C (30 minutes) / +125°C (30 minutes), 5 cycles
Moisture Resistance	±3.0%	±0.54%	40°C ± 2°C, 90 - 95% RH, 1000 hours, 1.5 hr ON, 0.5 hr OFF cycle
Endurance at 70°C	±3.0%	±0.62%	70°C ± 2°C, 1000 hours, 1.5 hr ON, 0.5 hr OFF cycle

Confirming resistance drift is recommended since this product has a tendency to have bigger resistance change than general flat chip over 70°C. Please pay attention not to be applied ESD, it may cause of resistance change.

Actual Value (Out of Guarantee)

Test Items	Reference	Test Method
Low Temperature Exposure	±0.05%	-40°C, 45 minutes
High Temperature Exposure	±0.6%	125°C, 1000 hours
ESD	500V	Human Body Model, 100 pF 1.5 kΩ

Specifications given herein may be changed at any time without prior notice. Please confirm technical specifications before you order and/or use.

11/20/24