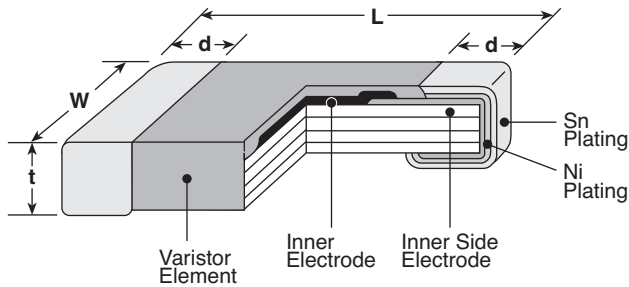


features

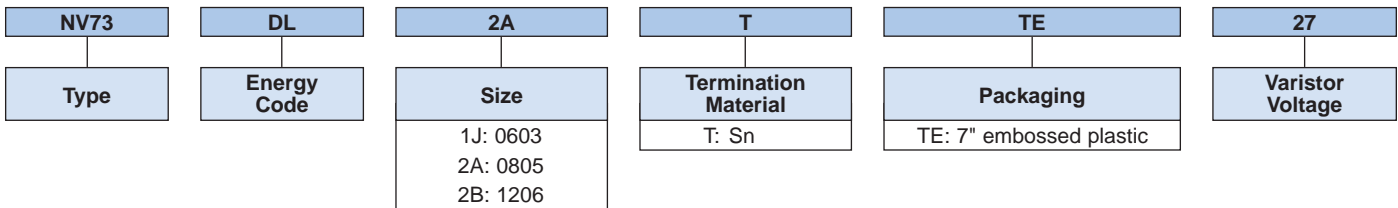
- SMD type metal oxide varistors
- Ideal for countermeasures against ESD (Conforming to IEC61000-4-2)
- Symmetrical non-linearity V-I characteristics absorb positive and negative surge
- High maximum energy type
- Low leakage current
- High resistance to cyclic temperature stress
- Suitable for both flow and reflow soldering
- Products meet EU RoHS requirements
- AEC-Q200 Tested

dimensions and construction



Type (Inch Size Code)	Dimensions inches (mm)			
	L	W	t	d
1J (0603)	.063±.006 (1.6±0.15)	.031±.006 (0.8±0.15)	.039 max. (1.0 max.)	.016±.006 (0.4±0.15)
2A (0805)	.079±.010 (2.0±0.25)	.049±.008 (1.25±0.2)	.051 max. (1.30 max.)	.020±.010 (0.5±0.25)
2B (1206)	.126±.012 (3.2±0.3)	.063±.012 (1.6±0.3)	.057 max. (1.45 max.)	.022±.012 (0.55±0.3)

ordering information



applications and ratings

Part Designation	Varistor Voltage (V)	Maximum Allowable Voltage		Maximum Clamping Voltage (V)		Maximum Energy (J)	Maximum Peak Current 8/20µs (A) 1 time	Short-Time Applied Voltage (5 min) (V _{DC})	Capacitance (Typ) 1kHz (pF)
	V _{1mA}	A.C. (V _{r.m.s.})	D.C. (V)	V _{1A}	V _{2A}				
NV73DL1JTTE12	10~14.4	6.1	8.6	24	—	0.1	80	10	630
NV73DL1JTTE22	22~27	14	16	42	—	0.2	100	24.5	390
NV73DL1JTTE27	24~32	17	22	50	—	0.2	100	24.5	320
NV73DL1JTTE33	33~39	20	26	60	—	0.3	100	24.5	200
NV73DL1JTTE47	40~54	30	34	81	—	0.3	100	42	130
NV73DL2ATTE12	10~14.4	6.1	8.6	24	—	0.1	120	10	1070
NV73DL2ATTE22	22~27	14	16	42	—	0.3	160	24.5	610
NV73DL2ATTE27	24~32	17	22	50	—	0.3	160	24.5	580
NV73DL2ATTE33	33~39	20	26	60	—	0.3	160	24.5	380
NV73DL2ATTE47	40~54	30	34	81	—	0.3	160	42	260
NV73DL2ATTE68	62~72	45	56	108	—	0.3	160	64	190
NV73DL2ATTE82	74~90	50	65	135	—	0.3	160	75	105

For further information on packaging, please refer to Appendix A.

Specifications given herein may be changed at any time without prior notice. Please confirm technical specifications before you order and/or use.

11/26/24

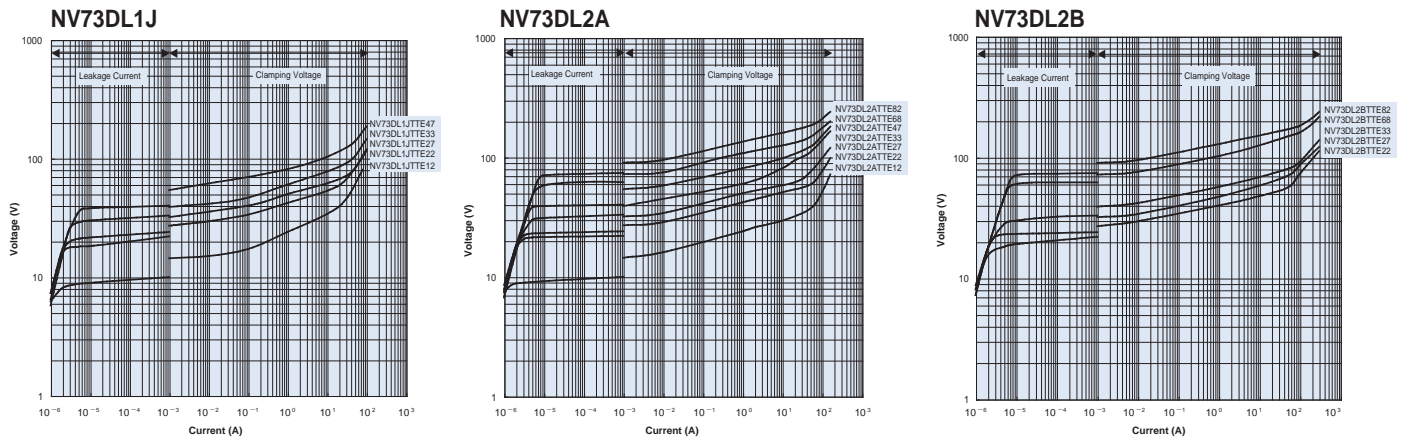
applications and ratings (continued)

Part Designation	Varistor Voltage (V) V_{1mA}	Maximum Allowable Voltage		Maximum Clamping Voltage (V)		Maximum Energy (J)	Maximum Peak Current 8/20 μ s (A) 1 time	Short-Time Applied Voltage (5 min) (V_{DC})	Capacitance (Typ) 1kHz (pF)
		A.C. ($V_{r.m.s.}$)	D.C. (V)	V_{1A}	V_{2A}				
NV73DL2BTTE22	22~27	14	16	—	42	1	300	24.5	1600
NV73DL2BTTE27	24~32	17	22	—	50	1	300	24.5	1360
NV73DL2BTTE33	33~39	20	26	—	60	1	300	24.5	870
NV73DL2BTTE68	62~72	45	56	—	108	1.5	300	64	380
NV73DL2BTTE82	74~90	50	65	—	135	1.5	300	75	250

Operating temperature range: -40°C to +125°C
Storage temperature range: -40°C to +150°C

environmental applications

Voltage Current Curves ($T_a = +25^\circ\text{C}$)



Performance Characteristics

Parameter	Requirement $\Delta V_{1mA} \pm \%$	Test Method
Varistor Voltage	Within specified tolerance	Voltage between terminals when 1mA and 10mA are flowed
Solderability	95% coverage minimum	230°C \pm 5°C, 5 seconds \pm 0.5 second
Resistance to Solder Heat	$\pm 10\%$	260°C \pm 5°C, 10 seconds \pm 0.5 second
Rapid Change of Temperature	$\pm 10\%$	-40°C (30 minutes) / +125°C (30 minutes), 1000 cycles
Short-Time Applied Voltage	$\pm 10\%$	Maximum value of D.C. voltage that can be applied for a short period of time (5 min.)
Maximum Peak Current	$\pm 10\%$	A single standard impulse current of 8/20 μ seconds is applied
Maximum Energy	$\pm 10\%$	A single standard impulse of 2m second, once
Electrostatic Discharge	$\pm 10\%$	25kV (Non contact) (NV73DL1J12, NV73DL2A12: 15kV (Non contact))
Vibration Resistance	No visible damage. No remarkable mechanical damage	Vibration frequency: 10Hz~2000Hz; Full amplitude: 1.5mm, 10Hz~2000Hz~10Hz 20 min. XYZ direction 4 hrs for each total 12 hrs
High Temperature Life with d.c. Bias	$\pm 10\%$	125°C \pm 2°C, 1000h, Applied voltage: Varistor voltage (V_{1mA}) x 0.85
High Temperature & High Humidity Life with Bias	$\pm 10\%$	85°C \pm 2°C, 85% RH, 1000h, Applied voltage: Varistor voltage (V_{1mA}) x 0.85
Thermal Shock	$\pm 10\%$	-55°C (15 min.) / +125°C (15 min.) 300 cycles
Shock	$\pm 10\%$	Half sine wave, Applied time: 1m second, Applied cycle: 500m/s ² , 5 cycles
High Temperature Storage	$\pm 10\%$	150°C, 1000h
Low Temperature Storage	$\pm 10\%$	-40°C, 1000h

Specifications given herein may be changed at any time without prior notice. Please confirm technical specifications before you order and/or use.

11/27/23